


ABS-Lock® Wave

L-WAVE / -60



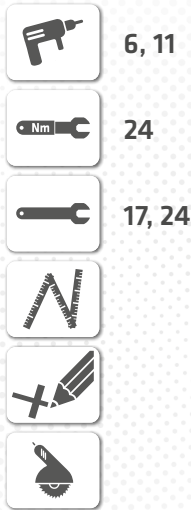
MoA 190-04



DIN EN 795:
2012, A

DIN CEN/TS
16415:2017

Werkzeuge | Tools



Sicherheitshinweise | Safety instructions



- DE** Montageanleitung beachten (1) und Sicherheitshinweise beachten (2).
- EN** Comply with the installation manual (1) and Comply with the safety instructions (2).
- FR** Respecter la notice de montage (1) and Respecter les consignes de sécurité (2).
- NL** Montagehandleiding in acht nemen (1) and Veiligheidsinstructies in acht nemen (2).
- BGR** Спазвайте инструкциите за монтаж (1) and Спазвайте инструкциите за безопасност (2).
- DK** Følg monteringsvejledningen (1) and Følg sikkerhedshenvisningerne (2).
- ET** Järgige paigaldusjuhendit (1) ja ohutusjuhiseid (2).
- FI** Noudata asennusohjeita (1) and Noudata turvallisuusohjeita (2).
- IT** Rispettare le istruzioni di montaggio (1) and Rispettare le istruzioni di sicurezza (2).
- PL** Przestrzegać zaleceń instrukcji montażu (1) and Przestrzegać zasad bezpieczeństwa (2).
- SK** Dodržujte návod na montáž (1) and Dodržujte bezpečnostné pokyny (2).
- SL** Sledite navodilom za namestitve (1) and Sledite varnostnim navodilom (2).
- ES** Observar las instrucciones de montaje (1) and Observar las indicaciones de seguridad (2).
- CS** Dodržujte návod k montáži (1) and Dodržujte bezpečnostní pokyny (2).
- HU** Vegye figyelembe az összeszerelési útmutatót (1) and Vegye figyelembe a biztonsági utasításokat (2).

Für eine ordnungsgemäße Montage ist eine Dokumentation des Einbaus zwingend erforderlich!
For a proper installation, a complete documentation of assembly is absolutely necessary.

Kontakte | Contact persons

Vertrieb & Technische Beratung
Sales & Technical Support

+49 (0) 28 32 - 972 81 - 0
vertrieb@absturzversicherung.de

Schulung

Training
+49 (0) 28 32 - 972 81 - 148
schulung@absturzversicherung.de

Montagevorbereitung

Assembly
+49 (0) 28 32 - 972 81 - 260
service@absturzversicherung.de

Mustertypenschild | Sample label

[ABS]

ABS SAFETY GMBH 3

Kevelaer, Germany
info@absturzversicherung.de
www.absturzversicherung.de

Mustertypenschild /
Sample only

Chargennummer /
Batch number

6 Normen / Standards

7 Max. Nutzer gleichzeitig (DIN EN 795:2012)
Max. No. of simultaneous users

11 Modellnummer / Model number

 -

 -

 -

-

 -

 -

 -

 -

 -

CE
0158

Z-14.9-668

9

10

Inhalt | Content



05

ABS-Lock® Wave /
L-WAVE

09

ABS-Lock® Wave 60 /
L-WAVE-60



Montageschritte dokumentieren

Document assembly step



Dokumentation ist Pflicht!

Documentation is compulsory!



• Nm 24
• Nm 70



●○○○○○



• Nm 24
• Nm 70



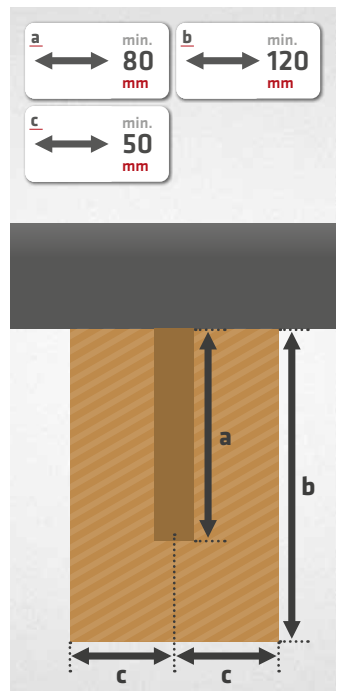
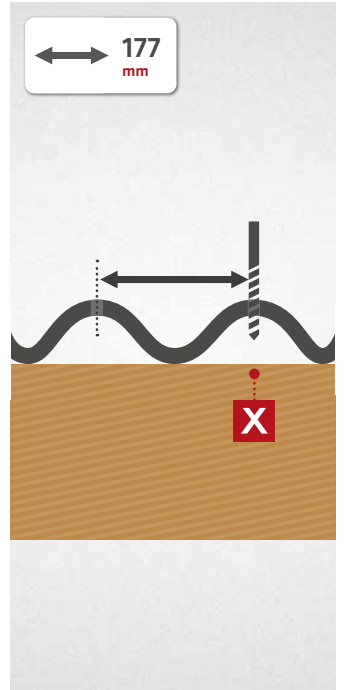
●○○○○○




• Nm 24
• Nm 70



●○○○○○





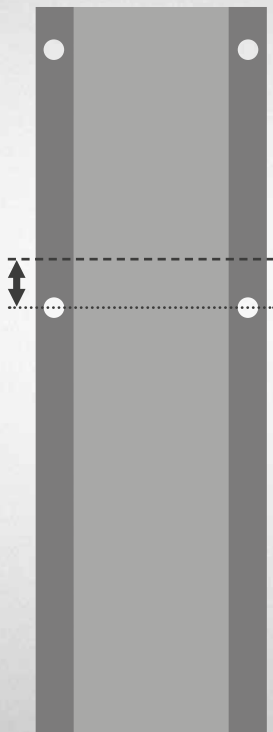








Optional

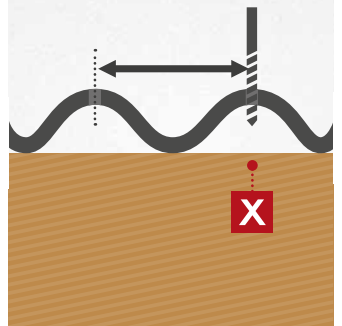


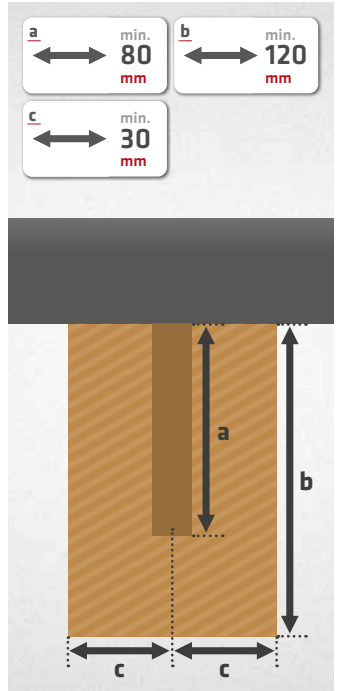


●●●○○○○○



●●●○○○○○









ALWAYS ON TOP!

ABS Safety GmbH

Gewerbering 3
D-47623 Kevelaer
Germany

Tel.: +49 28 32 972 81 - 0
Fax: +49 28 32 972 81 - 285

info@absturzsicung.de

 www.absturzsicung.de

 .de/en

 .de/fr

 .de/nl

RS 17. Februar 2021



[instagram.com/abssafety](https://www.instagram.com/abssafety)



[youtube.com/abssafetygmbh](https://www.youtube.com/abssafetygmbh)



[facebook.com/ABS.Safety](https://www.facebook.com/ABS.Safety)