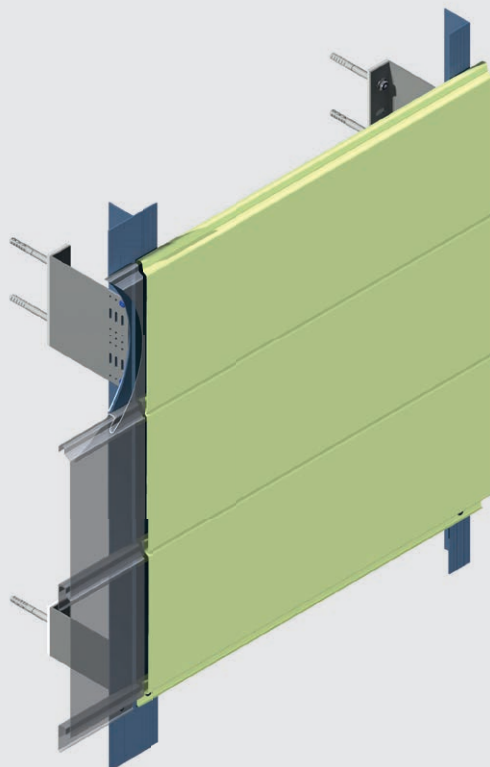
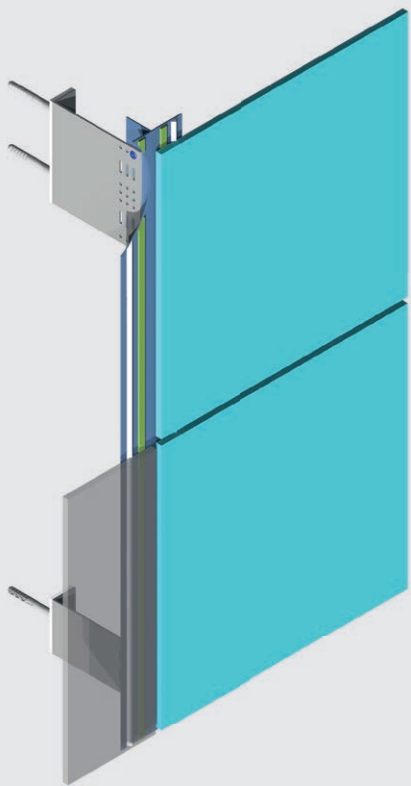


Systema®

ALWI-V:

Unterkonstruktionen für die verdeckte Befestigung von Sidings oder großformatigen Fassadentafeln, z. B. aus Faserzement, Aluminiumverbundplatten, Keramik oder HPL.




Systema®

ALWI:

Unterkonstruktionen für waagrecht verlegte Siding

03



ALWI:

holding tracks for horizontally fixed siding

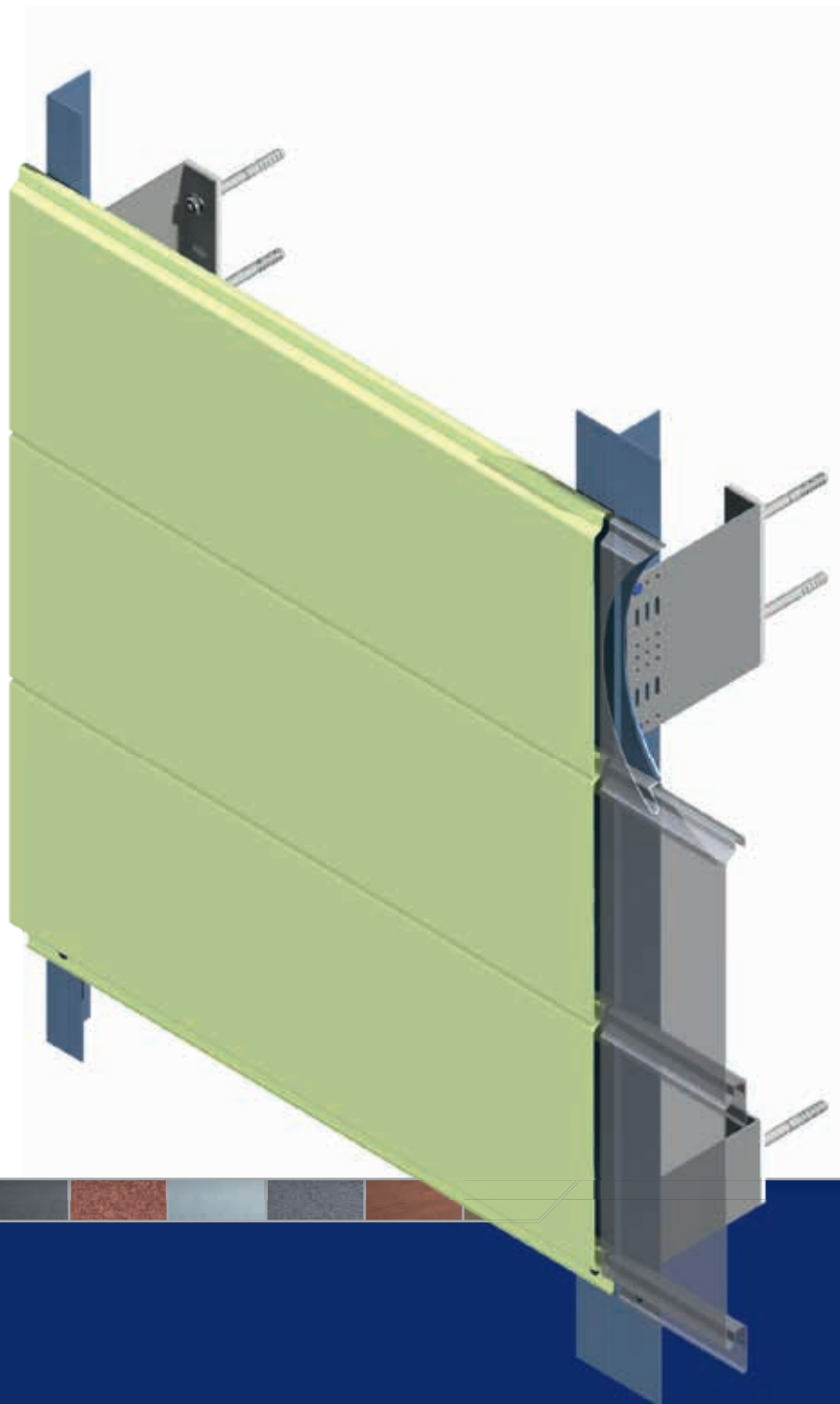
ALWI:

ossature pour montage de clein horizontal

ALWI:
Unterkonstruktionen für waagrecht verlegte Siding

ALWI:
holding tracks for horizontally fixed siding

ALWI:
ossature pour montage de
clein horizontal



Inhaltsverzeichnis Contents Index

System: **ALWI**
Unterkonstruktionen für waagrecht verlegte Siding

System: **ALWI**
holding tracks for horizontally fixed siding

Système: **ALWI**
ossature pour montage de clein horizontal

Seite page page			
03.02	Schnittübersicht	summery of sections	vue d'ensemble
03.03	Isometrie	isometric view	dessin isométrique
03.04	Schnitt horizontal	section horizontal	coupe horizontale
03.05	Schnitt vertikal	section vertical	coupe verticale
03.06	Profilübersicht ALWI	profile list ALWI	ensemble de profil ALWI

ALWI für waagrecht
verlegte Siding

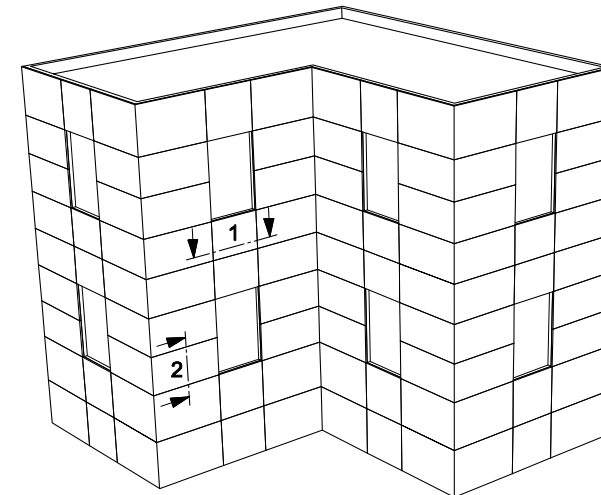
ALWI for horizontally
fixed siding

ALWI pour montage de
clein horizontal

Schnittübersicht

summery of sections

vue d'ensemble



Schnitt 1: horizontal
Schnitt 2: vertikal

section 1: horizontal
section 2: vertical

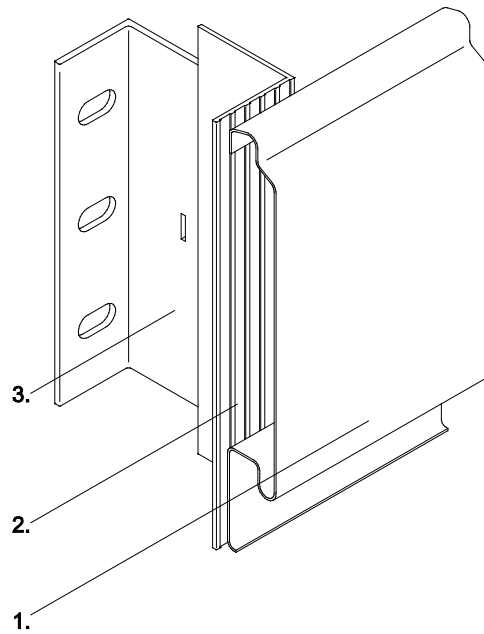
coupe 1: horizontale
coupe 2: verticale

ALWI

Unterkonstruktionen für
waagrecht verlegte
Siding

holding tracks for
horizontally fixed siding

ossature pour montage de
clein horizontal



- 1. Siding
- 2. senkrechtes Tragprofil
- 3. Systema L-Wandkonsole

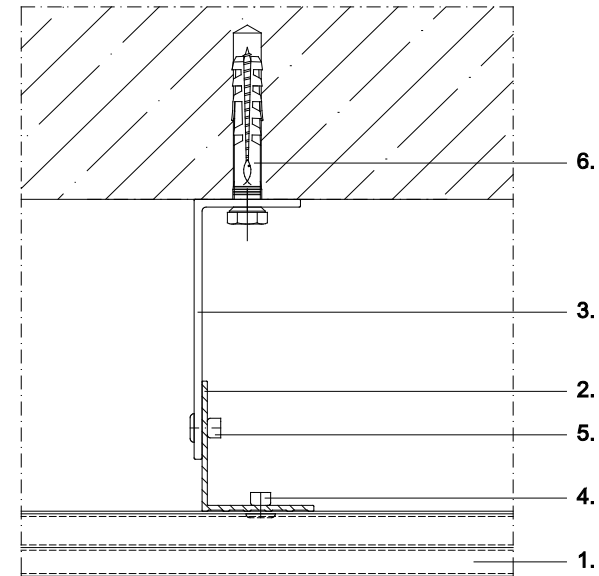
- 1. siding
- 2. vertical holding track
- 3. Systema L-bracket

- 1. clein
- 2. profil support vertical
- 3. équerre en L Systema

Schnitt 1 horizontal

section 1 horizontal

coupe 1 horizontale



- 1. Siding
- 2. senkrechtes Tragprofil
- 3. Systema L-Wandkonsole
- 4. Befestigungsniet
- 5. Verbindungsniet
- 6. Verankerung

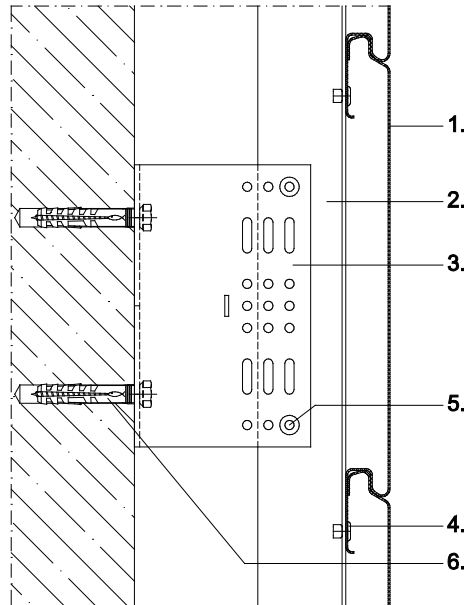
- 1. siding
- 2. vertical holding track
- 3. Systema L-bracket
- 4. fixing rivet
- 5. connecting rivet
- 6. fixing

- 1. clein
- 2. profil support vertical
- 3. équerre en L Systema
- 4. rivet de fixation
- 5. jonction
- 6. ancrage

Schnitt 2
vertikal

section 2
vertical

coupe 2
verticale



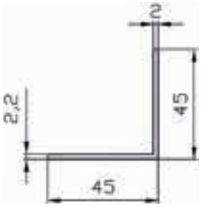
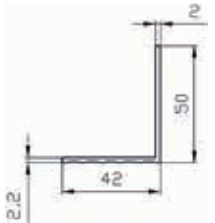
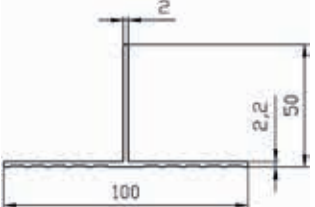
- 1. Siding
- 2. senkrechtes Tragprofil
- 3. Systema L-Wandkonsole
- 4. Befestigungsniel
- 5. Verbindungsniel
- 6. Verankerung

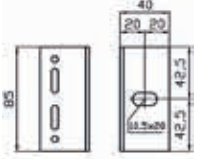
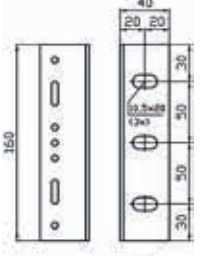
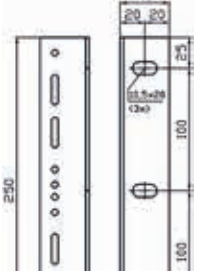

- 1. siding
- 2. vertical holding track
- 3. Systema L-bracket
- 4. fixing rivet
- 5. connecting rivet
- 6. fixing

- 1. clein
- 2. profil support vertical
- 3. équerre en L Systema
- 4. rivet de fixation
- 5. jonction
- 6. ancrage

Inhaltsverzeichnis Profilübersicht ALWI für Siding
Contents profile list ALWI for siding
Index ensemble de profil ALWI pour clein

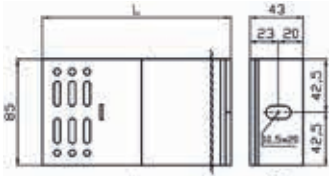
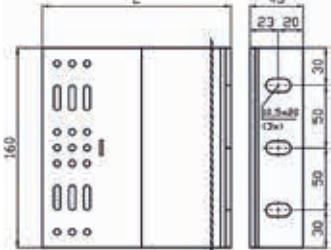
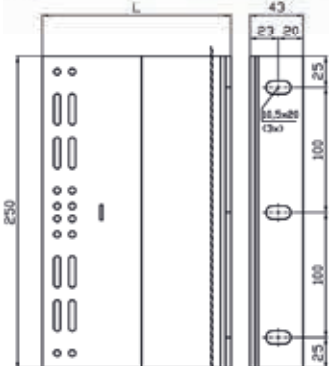
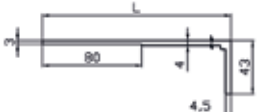
Seite page page	Profile	profiles	profilés
	vertikale Tragprofile	vertical holding tracks	rails porteurs verticaux
03.07	Winkelprofil 45/45 Wanddicke 2mm prof. Winkelprofil 42/50 Typ I prof. T-Profil 100/50 prof.	L-profile 45/45 wall thickness 2mm prof. L-profile 42/50 Typ I prof. T-profile 100/50 prof.	profil L 45/45 épaisseur du mur 2mm prof. profil L 42/50 Typ I prof. profil T 100/50 prof.
	L-Wandkonsolen	L-brackets	équerres en L
03.08	WB 0 - 85/160/250mm	WB 0 - 85/160/250mm	WB 0 - 85/160/250mm
03.09	WB 1-6 - 85/160/250mm	WB 1-6 - 85/160/250mm	WB 1-6 - 85/160/250mm
03.10	WB 7-9,5 - 85/160/250	WB 7-9,5 - 85/160/250	WB 7-9,5 - 85/160/250
03.11	WB 10-14 - 85/160/250mm	WB 10-14 - 85/160/250mm	WB 10-14 - 85/160/250mm

Profiltyp profile type type de profil	Länge (mm) length (mm) longueur (mm)	Material material matériel	Einzelpreis unit price prix unitaire
 <p>Winkelprofil 45/45 Wanddicke 2mm prof. L-profile 45/45 wall thickness 2mm prof. profile L 45/45 épaisseur du mur 2mm prof.</p>	5600 6000	EN AW 6063 T66	
 <p>Winkelprofil 42/50 Typ I prof. L-profile 42/50 Typ I prof. profile L 42/50 Typ I prof.</p>	3000 6000	EN AW 6063 T66	
 <p>T-Profil 100/50 prof. T-profile 100/50 prof. profile T 100/50 prof.</p>	3000 5600 6000		

Profiltyp profile type type de profil	Länge (mm) length (mm) longueur (mm)	Material material matériel	Einzelpreis unit price prix unitaire
	WB0 40/40/3-85	EN AW 6063 T66	
	WB0 40/40/3-160	EN AW 6063 T66	
	WB0 40/40/3-250	EN AW 6063 T66	
 <p>WB0 40/40/3 - 85/160/250mm</p>			

Profiltyp profile type type de profil	Länge (mm) length (mm) longueur (mm)	Material material matériau	Einzelpreis unit price prix unitaire															
<p>WB 1-6 - 85/160/250mm</p>	WB1 40/60/3-85 WB2 40/80/3-85 WB3 40/100/3-85 WB4 40/120/3-85 WB5 40/140/3-85 WB6 40/160/3-85	EN AW 6063 T66																
	WB1 40/60/3-160 WB2 40/80/3-160 WB3 40/100/3-160 WB4 40/120/3-160 WB5 40/140/3-160 WB6 40/160/3-160	EN AW 6063 T66																
	WB1 40/60/3-250 WB2 40/80/3-250 WB3 40/100/3-250 WB4 40/120/3-250 WB5 40/140/3-250 WB6 40/160/3-250	EN AW 6063 T66																
	<table border="1"> <thead> <tr> <th>L-Wandkonsole L-bracket équerre en L</th> <th>Länge L length L longueur L</th> </tr> </thead> <tbody> <tr> <td>WB1</td> <td>60 mm</td> </tr> <tr> <td>WB2</td> <td>80 mm</td> </tr> <tr> <td>WB3</td> <td>100 mm</td> </tr> <tr> <td>WB4</td> <td>120 mm</td> </tr> <tr> <td>WB5</td> <td>140 mm</td> </tr> <tr> <td>WB6</td> <td>160 mm</td> </tr> </tbody> </table>		L-Wandkonsole L-bracket équerre en L	Länge L length L longueur L	WB1	60 mm	WB2	80 mm	WB3	100 mm	WB4	120 mm	WB5	140 mm	WB6	160 mm		
	L-Wandkonsole L-bracket équerre en L	Länge L length L longueur L																
	WB1	60 mm																
	WB2	80 mm																
	WB3	100 mm																
	WB4	120 mm																
	WB5	140 mm																
	WB6	160 mm																

Profiltyp profile type type de profil	Länge (mm) length (mm) longueur (mm)	Material material matériau	Einzelpreis unit price prix unitaire													
<p>WB7-9,5 - 85/160/250mm</p>	WB7 40/180/4/3-85 WB8 40/200/4/3-85 WB8,5 40/210/4/3-85 WB9 40/220/4/3-85 WB9,5 40/230/4/3-85	EN AW 6063 T66														
	WB7 40/180/4/3-160 WB8 40/200/4/3-160 WB8,5 40/210/4/3-160 WB9 40/220/4/3-160 WB9,5 40/230/4/3-160	EN AW 6063 T66														
	WB7 40/180/4/3-250 WB8 40/200/4/3-250 WB8,5 40/210/4/3-250 WB9 40/220/4/3-250 WB9,5 40/230/4/3-250	EN AW 6063 T66														
	<table border="1"> <thead> <tr> <th>L-Wandkonsole L-bracket équerre en L</th> <th>Länge L length L longueur L</th> </tr> </thead> <tbody> <tr> <td>WB7</td> <td>180 mm</td> </tr> <tr> <td>WB8</td> <td>200 mm</td> </tr> <tr> <td>WB8,5</td> <td>210 mm</td> </tr> <tr> <td>WB9</td> <td>220 mm</td> </tr> <tr> <td>WB9,5</td> <td>230 mm</td> </tr> </tbody> </table>		L-Wandkonsole L-bracket équerre en L	Länge L length L longueur L	WB7	180 mm	WB8	200 mm	WB8,5	210 mm	WB9	220 mm	WB9,5	230 mm		
	L-Wandkonsole L-bracket équerre en L	Länge L length L longueur L														
	WB7	180 mm														
	WB8	200 mm														
	WB8,5	210 mm														
	WB9	220 mm														
	WB9,5	230 mm														

Profiltyp profile type type de profil	Länge (mm) length (mm) longueur (mm)	Material material matériau	Einzelpreis unit price prix unitaire
	WB10 43/240/4/3-85 WB11 43/260/4/3-85 WB12 43/280/4/3-85 WB13 43/300/4/3-85 WB14 43/320/4/3-85	EN AW 6063 T66	
	WB10 43/240/4/3-160 WB11 43/260/4/3-160 WB12 43/280/4/3-160 WB13 43/300/4/3-160 WB14 43/320/4/3-160	EN AW 6063 T66	
	WB10 43/240/4/3-250 WB11 43/260/4/3-250 WB12 43/280/4/3-250 WB13 43/300/4/3-250 WB14 43/320/4/3-250	EN AW 6063 T66	
		L-Wandkonsole L-bracket équerre en L	Länge L length L longueur L
WB10-14 - 85/160/250mm		WB10 240 mm WB11 260 mm WB12 280 mm WB13 300 mm WB14 320 mm	

Systema[®]




Systema[®]

Systema GmbH

Margarete-Steiff-Str. 6
D-24558 Henstedt-Ulzburg
Deutschland / Germany

Fon: +49 (0) 41 93 / 99 11-0
Fax: +49 (0) 41 93 / 99 11-49

info@systema.systems
www.systema.systems




Bitte besuchen Sie uns für weitere
technische Informationen und
eine Vielzahl von Referenzen
im Internet: www.systema.systems

ALWI:

Unterkonstruktionen für geklebte Fassadenplatten

08



ALWI:

Holding tracks for glued-on wall panels

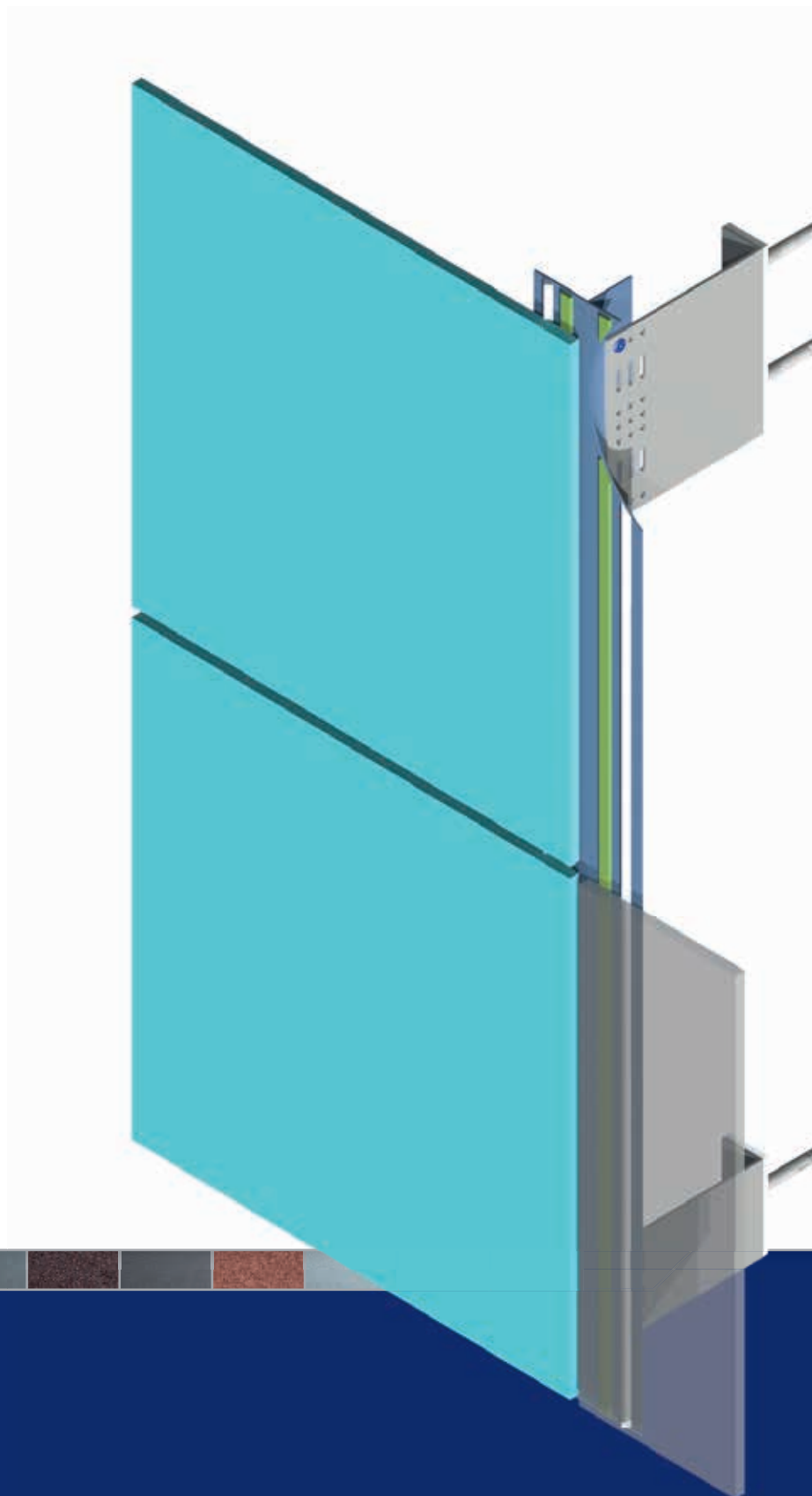
ALWI:

Ossature pour façade collée

ALWI:
Unterkonstruktionen für
geklebte Fassadenplatten

ALWI:
Holding tracks for
glued-on wall panels

ALWI:
Ossature pour
façade collée



Inhaltsverzeichnis
Contents
Index

System: **ALWI**
Unterkonstruktionen für geklebte Fassadenplatten

System: **ALWI**
holding tracks for glued-on wall panels

Système: **ALWI**
ossature pour façade collée

Seite
page
page

08.02	Schnittübersicht	summery of sections	vue d'ensemble
08.03	Isometrie	isometric view	dessin isométrique
08.04	Schnitt horizontal	section horizontal	coupe horizontale
08.05	Schnitt vertikal	section vertical	coupe verticale
08.06	Profilübersicht ALWI für geklebte Fassadenplatten	profile list ALWI for glued-on wall panels	ensemble de profil ALWI pour façade collée

ALWI für geklebte
Fassadenplatten

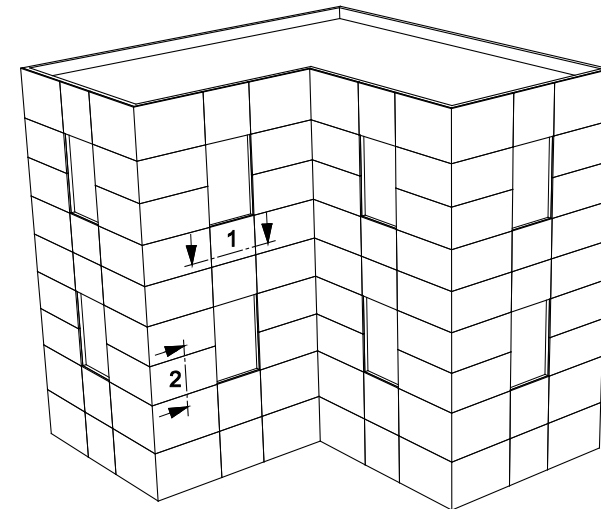
ALWI for glued-on wall
panels

ALWI pour façade collée

Schnittübersicht

summery of sections

vue d'ensemble



Schnitt 1: horizontal
Schnitt 2: vertikal

section 1: horizontal
section 2: vertical

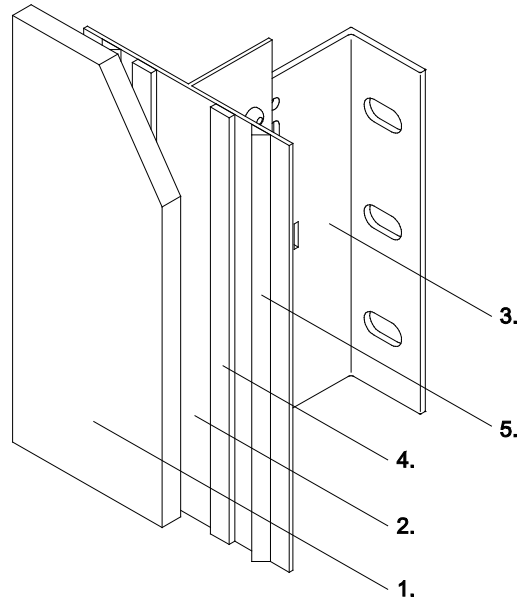
coupe 1: horizontale
coupe 2: verticale

ALWI

Unterkonstruktionen
für geklebte
Fassadenplatten

holding tracks for glued-
on wall panels

ossature pour façade
collée



1. Fassadenbekleidung
2. senkrechtes Tragprofil
3. Systema L-Wandkonsole
4. Montageband
5. Klebstoffraupe

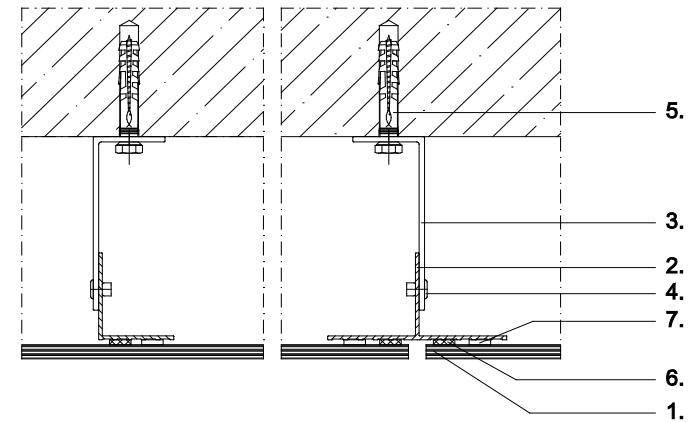
1. cladding panel
2. vertical holding track
3. Systema L-bracket
4. installation band
5. glue band

1. revêtement de façade
2. profil support vertical
3. équerre en L Systema
4. ruban de montage
5. ruban adhésif

Schnitt 1 horizontal

section 1 horizontal

coupe 1 horizontale



1. Fassadenbekleidung
2. senkrechtes Tragprofil
3. Systema L-Wandkonsole
4. Verbindungsniet
5. Verankerung
6. Montageband
7. Klebstoffraupe

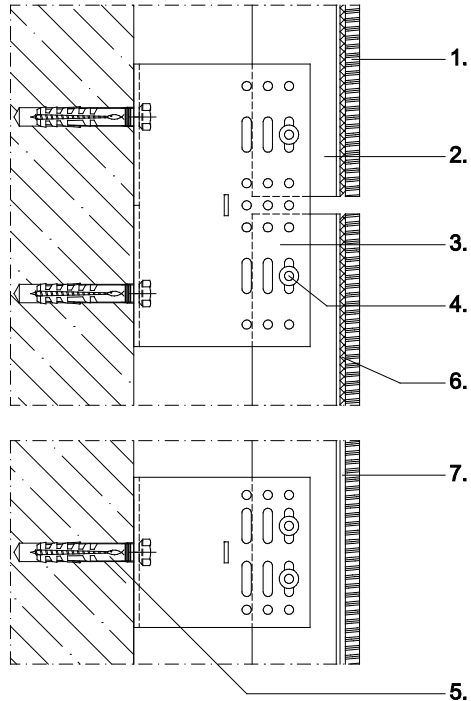
1. cladding panel
2. vertical holding track
3. Systema L-bracket
4. connecting rivet
5. fixing
6. installation band
7. glue band

1. revêtement de façade
2. profil support vertical
3. équerre en L Systema
4. jonction
5. ancrage
6. ruban de montage
7. ruban adhésif

**Schnitt 2
vertikal**

**section 2
vertical**

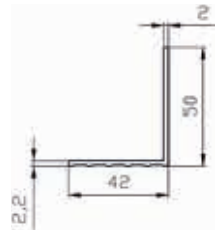
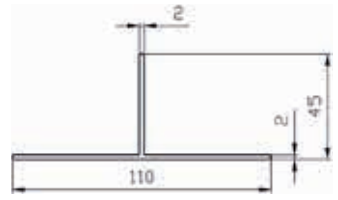

**coupe 2
verticale**

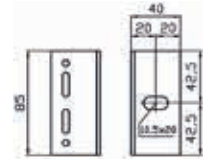
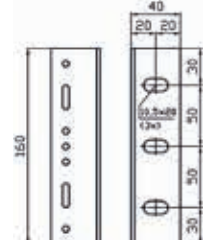
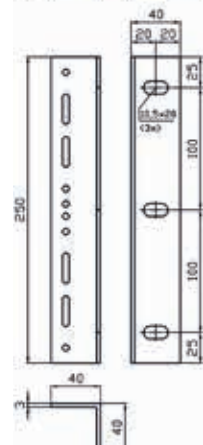


- | | | |
|---------------------------|---------------------------|----------------------------|
| 1. Fassadenbekleidung | 1. cladding panel | 1. revêtement de façade |
| 2. senkrechtes Tragprofil | 2. vertical holding track | 2. profil support vertical |
| 3. Systema L-Wandkonsole | 3. Systema L-bracket | 3. équerre en L Systema |
| 4. Verbindungsniel | 4. connecting rivet | 4. jonction |
| 5. Verankerung | 5. fixing | 5. ancrage |
| 6. Montageband | 6. installation band | 6. ruban de montage |
| 7. Klebstoffraupe | 7. glue band | 7. ruban adhésif |

Inhaltsverzeichnis Profilübersicht ALWI für geklebte Fassadenplatten
Contents profile list ALWI for glued-on wall panels
Index ensemble de profil ALWI pour façade collée

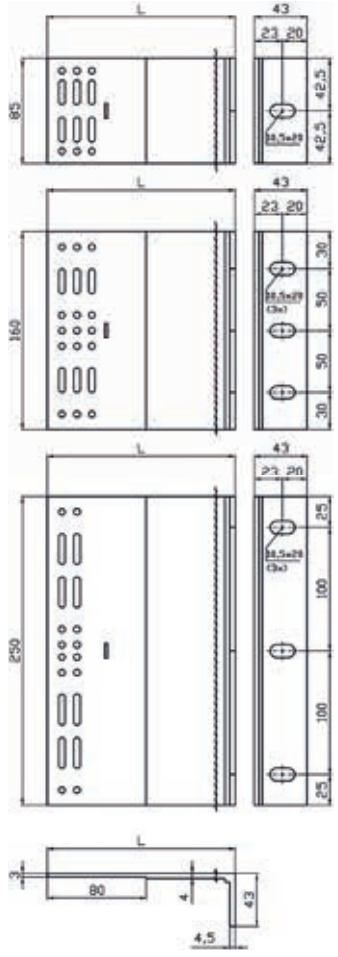
Seite page page	Profile	profiles	profilés
	vertikale Tragprofile	vertical holding tracks	rails porteurs verticaux
08.07	Winkelprofil 42/50 Typ I prof. T-Profil 110/45 Wanddicke 2mm, ohne Lochung T-Profil 40/55	L-profile 42/50 Typ I prof. T-profile 110/45 wall thickness 2mm, unperforated T-profile 40/55	profil L 42/50 Typ I prof. profil T 110/45 épaisseur du mur 2mm, sans perforation profil T 40/55
	L-Wandkonsolen	L-brackets	équerres en L
08.08	WB 0 - 85/160/250mm	WB 0 - 85/160/250mm	WB 0 - 85/160/250mm
08.09	WB 1-6 - 85/160/250mm	WB 1-6 - 85/160/250mm	WB 1-6 - 85/160/250mm
08.10	WB 7-9,5 - 85/160/250	WB 7-9,5 - 85/160/250	WB 7-9,5 - 85/160/250
08.11	WB 10-14 - 85/160/250mm	WB 10-14 - 85/160/250mm	WB 10-14 - 85/160/250mm


Profiltyp profile type type de profil	Länge (mm) length (mm) longueur (mm)	Material material matériel	Einzelpreis unit price prix unitaire
 <p>Winkelprofil 42/50 Typ I prof. L-profile 42/50 Typ I prof. profile L 42/50 Typ I prof.</p>	3000 6000	EN AW 6063 T66	
 <p>T-Profil 110/45 Wanddicke 2mm ohne Lochung T-profile 110/45 wall thickness 2mm unperforated profile 110/45 épaisseur du mur 2mm sans perforation</p>	5600 6000	EN AW 6063 T66	
 <p>T-Profil 40/55 T-profile 40/55 profile T 40/55</p>	5600 6000	EN AW 6063 T66	

Profiltyp profile type type de profil	Länge (mm) length (mm) longueur (mm)	Material material matériel	Einzelpreis unit price prix unitaire
	WB0 40/40/3-85	EN AW 6063 T66	
	WB0 40/40/3-160	EN AW 6063 T66	
	WB0 40/40/3-250	EN AW 6063 T66	
WB0 40/40/3 - 85/160/250mm			

Profiltyp profile type type de profil	Länge (mm) length (mm) longueur (mm)	Material material matériau	Einzelpreis unit price prix unitaire														
	WB1 40/60/3-85	EN AW 6063 T66															
	WB2 40/80/3-85																
	WB3 40/100/3-85																
	WB4 40/120/3-85																
	WB5 40/140/3-85																
	WB6 40/160/3-85																
	WB1 40/60/3-160	EN AW 6063 T66															
	WB2 40/80/3-160																
	WB3 40/100/3-160																
	WB4 40/120/3-160																
	WB5 40/140/3-160																
	WB6 40/160/3-160																
	WB1 40/60/3-250	EN AW 6063 T66															
	WB2 40/80/3-250																
	WB3 40/100/3-250																
	WB4 40/120/3-250																
	WB5 40/140/3-250																
	WB6 40/160/3-250																
WB 1-6 - 85/160/250mm																	
<table border="1"> <thead> <tr> <th>L-Wandkonsole L-bracket équerre en L</th> <th>Länge L length L longueur L</th> </tr> </thead> <tbody> <tr> <td>WB1</td> <td>60 mm</td> </tr> <tr> <td>WB2</td> <td>80 mm</td> </tr> <tr> <td>WB3</td> <td>100 mm</td> </tr> <tr> <td>WB4</td> <td>120 mm</td> </tr> <tr> <td>WB5</td> <td>140 mm</td> </tr> <tr> <td>WB6</td> <td>160 mm</td> </tr> </tbody> </table>		L-Wandkonsole L-bracket équerre en L	Länge L length L longueur L	WB1	60 mm	WB2	80 mm	WB3	100 mm	WB4	120 mm	WB5	140 mm	WB6	160 mm		
L-Wandkonsole L-bracket équerre en L	Länge L length L longueur L																
WB1	60 mm																
WB2	80 mm																
WB3	100 mm																
WB4	120 mm																
WB5	140 mm																
WB6	160 mm																

Profiltyp profile type type de profil	Länge (mm) length (mm) longueur (mm)	Material material matériau	Einzelpreis unit price prix unitaire												
	WB7 40/180/4/3-85	EN AW 6063 T66													
	WB8 40/200/4/3-85														
	WB8,5 40/210/4/3-85														
	WB9 40/220/4/3-85														
	WB9,5 40/230/4/3-85														
				WB7 40/180/4/3-160	EN AW 6063 T66										
				WB8 40/200/4/3-160											
				WB8,5 40/210/4/3-160											
				WB9 40/220/4/3-160											
WB9,5 40/230/4/3-160															
	WB7 40/180/4/3-250	EN AW 6063 T66													
	WB8 40/200/4/3-250														
	WB8,5 40/210/4/3-250														
	WB9 40/220/4/3-250														
	WB9,5 40/230/4/3-250														
WB7-9,5 - 85/160/250mm															
<table border="1"> <thead> <tr> <th>L-Wandkonsole L-bracket équerre en L</th> <th>Länge L length L longueur L</th> </tr> </thead> <tbody> <tr> <td>WB7</td> <td>180 mm</td> </tr> <tr> <td>WB8</td> <td>200 mm</td> </tr> <tr> <td>WB8,5</td> <td>210 mm</td> </tr> <tr> <td>WB9</td> <td>220 mm</td> </tr> <tr> <td>WB9,5</td> <td>230 mm</td> </tr> </tbody> </table>		L-Wandkonsole L-bracket équerre en L	Länge L length L longueur L	WB7	180 mm	WB8	200 mm	WB8,5	210 mm	WB9	220 mm	WB9,5	230 mm		
L-Wandkonsole L-bracket équerre en L	Länge L length L longueur L														
WB7	180 mm														
WB8	200 mm														
WB8,5	210 mm														
WB9	220 mm														
WB9,5	230 mm														

Profiltyp profile type type de profil	Länge (mm) length (mm) longueur (mm)	Material material matériau	Einzelpreis unit price prix unitaire												
 <p data-bbox="257 1340 459 1364">WB10-14 - 85/160/250mm</p>	<p data-bbox="562 383 696 502">WB10 43/240/4/3-85 WB11 43/260/4/3-85 WB12 43/280/4/3-85 WB13 43/300/4/3-85 WB14 43/320/4/3-85</p> <p data-bbox="562 566 696 686">WB10 43/240/4/3-160 WB11 43/260/4/3-160 WB12 43/280/4/3-160 WB13 43/300/4/3-160 WB14 43/320/4/3-160</p> <p data-bbox="562 829 696 949">WB10 43/240/4/3-250 WB11 43/260/4/3-250 WB12 43/280/4/3-250 WB13 43/300/4/3-250 WB14 43/320/4/3-250</p>	<p data-bbox="703 406 837 430">EN AW 6063 T66</p> <p data-bbox="703 590 837 614">EN AW 6063 T66</p> <p data-bbox="703 853 837 877">EN AW 6063 T66</p>													
<table border="1"> <tr> <td>L-Wandkonsole L-bracket équerre en L</td> <td>Länge L length L longueur L</td> </tr> <tr> <td>WB10</td> <td>240 mm</td> </tr> <tr> <td>WB11</td> <td>260 mm</td> </tr> <tr> <td>WB12</td> <td>280 mm</td> </tr> <tr> <td>WB13</td> <td>300 mm</td> </tr> <tr> <td>WB14</td> <td>320 mm</td> </tr> </table>	L-Wandkonsole L-bracket équerre en L	Länge L length L longueur L	WB10	240 mm	WB11	260 mm	WB12	280 mm	WB13	300 mm	WB14	320 mm			
L-Wandkonsole L-bracket équerre en L	Länge L length L longueur L														
WB10	240 mm														
WB11	260 mm														
WB12	280 mm														
WB13	300 mm														
WB14	320 mm														




Systema[®]

Systema GmbH

Margarete-Steiff-Str. 6
D-24558 Henstedt-Ulzburg
Deutschland / Germany

Fon: +49 (0) 41 93 / 99 11-0
Fax: +49 (0) 41 93 / 99 11-49

info@systema.systems
www.systema.systems



Bitte besuchen Sie uns für weitere
technische Informationen und
eine Vielzahl von Referenzen
im Internet: www.systema.systems